


Martin® Tracker™



upper unit*

lower unit*

The **Martin® Tracker™** provides immediate, continuous precision adjustment of wandering conveyor belts. The Martin® Tracker™ Belt Tracking System works where other belt training devices fail to reduce edge damage, prevent spillage, and extend belt life.

Available in Lower Units for the conveyor's return side and Upper Units for installation on the carrying side of the conveyor, Martin® Tracker units are available in three models to match application conditions.

INSTALLATION GUIDELINES

To keep the belt centered in the loading zone, Martin Engineering recommends the installation of one Martin® Tracker™ Lower Unit on the conveyor's return side at a point approximately five times the belt width before the belt reaches the tail pulley. A Martin® Tracker™ Upper Unit should be installed after the load zone on belts wider than 42 inches (1000 mm). Additional units may be needed to keep the belt tracking perfectly.

DUTY RATING

Standard-Duty

The Martin® Tracker™ is designed for applications under typical industrial material handling conditions.

Heavy-Duty

The Martin® Tracker™ HD is designed to withstand the stress associated with wider, thicker belts moving at higher speeds and carrying heavier loads.

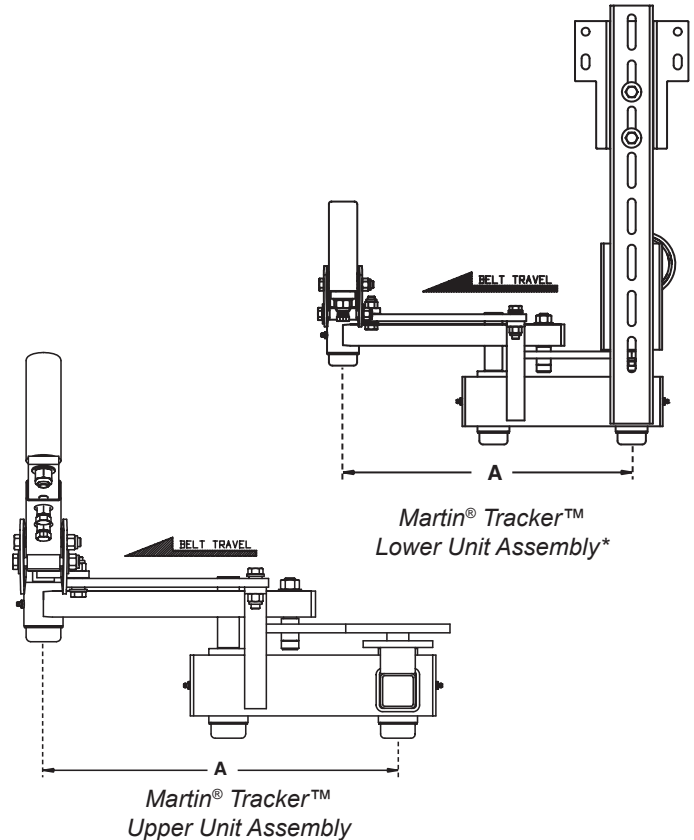
Extra Heavy-Duty

The Martin® Tracker™ XHD is engineered to survive in the most rugged of applications.

NOTES

The steering roll on the Martin® Tracker™ must be supplied by the customer. Typically the steering roll is an existing customer roller that was removed from the conveyor to allow installation of the belt tracking system. The Martin® Tracker™ Units work best with a rubber or rubber-covered steering roll.

This Martin® Tracker™ is not suitable for reversing conveyors or belts with substantial rollback. For reversing applications contact Martin Engineering.



Martin® Tracker™ Lower Unit Assembly*

Martin® Tracker™ Upper Unit Assembly

DIMENSIONS (A)

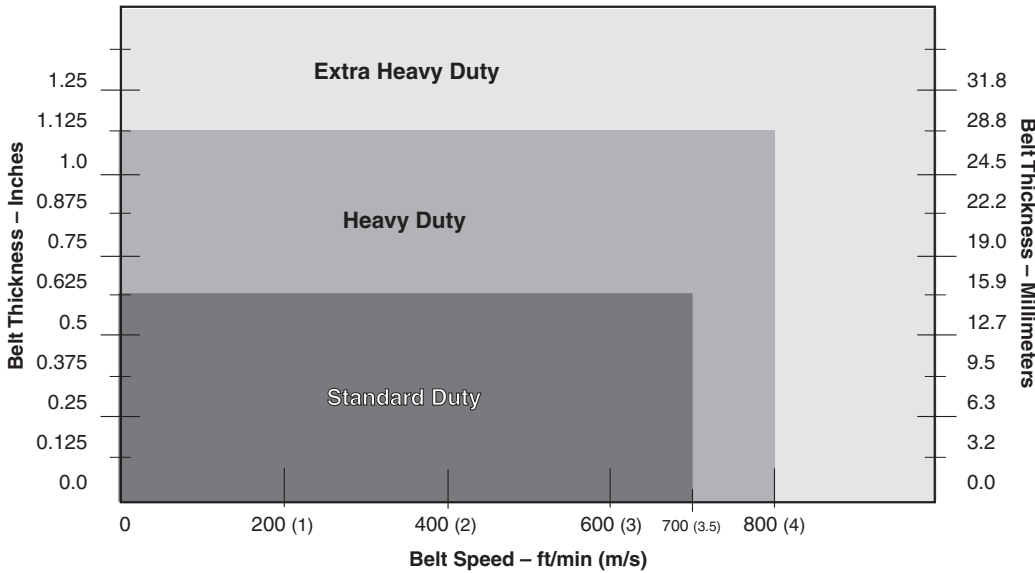
Duty Rating	Upper Unit		Lower Unit	
	in.	(mm)	in.	(mm)
Standard Duty	20.38	(518)	20.38	(518)
Heavy Duty	25.17	(639)	25.17	(639)

* Idler Roll is shown for reference only and is not included with order.

TECHNICAL DATA SHEET

SELECTION GUIDE

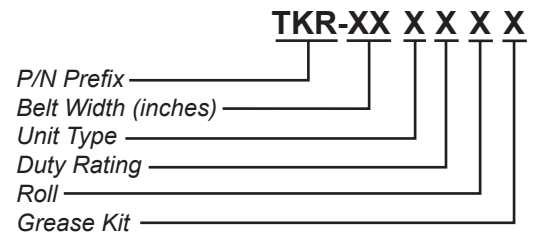
The Martin® Tracker™ is available in three models to match the requirements of each application. Select the appropriate unit based on belt thickness and conveyor speed.



ORDER INFORMATION

	Belt Width in. (mm)	Upper Unit		Lower Unit	
		P/N	Ship Weight lb (kg)	P/N	Ship Weight lb (kg)
STANDARD DUTY	24 (500-600)	TKR-24US	86 (39)	TKR-24LS	138 (63)
	30 (650-800)	TKR-30US	86 (39)	TKR-30LS	140 (64)
	36 (800-1000)	TKR-36US	89 (40)	TKR-36LS	142 (64)
	42 (1000-1200)	TKR-42US	98 (44)	TKR-42LS	155 (70)
	48 (1200-1400)	TKR-48US	98 (44)	TKR-48LS	155 (70)
	54 (1400-1600)	TKR-54US	99 (45)	TKR-54LS	155 (70)
HEAVY DUTY	36 (800-1000)	TKR-36UH	170 (77)	TKR-36LH	253 (115)
	42 (1000-1200)	TKR-42UH	180 (82)	TKR-42LH	275 (125)
	48 (1200-1400)	TKR-48UH	190 (86)	TKR-48LH	278 (126)
	54 (1400-1600)	TKR-54UH	195 (88)	TKR-54LH	282 (128)
	60 (1600-1800)	TKR-60UH	214 (97)	TKR-60LH	321 (146)
	72 (1800-2000)	TKR-72UH	214 (97)	TKR-72LH	321 (146)
EXTRA HEAVY DUTY	48 (1200-1400)			37249-48LM	420 (191)
	54 (1400-1600)	37249-54UM	250 (113)	37249-54LM	423 (192)
	60 (1600-1800)	37249-60UM	250 (113)	37249-60LM	423 (192)
	66 (1600-1800)	37249-66UM	250 (113)	37249-66LM	423 (192)
	72 (1800-2000)	37249-72UM	271 (123)	37249-72LM	462 (209)
	84 (2000-2200)	37249-84UM	271 (123)	37249-84LM	462 (209)
	96 (2200-2400)	37249-96UM	305 (138)	37249-96LM	486 (220)
108 (2400-2700)			37249-108LM	486 (220)	

NOMENCLATURE



UNIT TYPE

U: Upper
L: Lower

DUTY RATING

S: Standard Duty
H: Heavy Duty

ROLL (Lower Tracker only)

R: With Rubber-Lagged Roll
Ø: Without Rubber-Lagged Roll

GREASE OPTIONS

G: With Grease Kit
Ø: Without Grease Kit

